

Triple ball Scorekeeping: An Overview

Prepared in Cooperation with the
Queen City Volleyball Club



The Team Roster

Before starting the Player Roster, check with the coaches about which players, if any, will be scratched from the lineup.

A or B		TEAMS		A or B	
P A N		Q C V C			
N°	NAME OF THE PLAYER	N°	NAME OF THE PLAYER		
#	A. Player	#	A. Player		
#	A. Player	#	A. Player		
#	A. Player	#	A. Player		
#	A. Player	#	A. Player		
#	A. Player	#	A. Player		
#	A. Player	#	A. Player		
TEAM LEADERS					
		C			
		AC 1			
		AC 2			
		AC 3			
SIGNATURES					
Team Captain			Team Captain		
Head Coach			Head Coach		

Copy the 3 letter team abbreviations or full name from the top of the score sheet to here

and here.

The player names & numbers are then filled in by the coaches (or they may have a sticky label with their roster information).

If the Referee has conducted the coin toss provide the sheet for the captains to sign.

Remember:
Captains should circle
their numbers.

A or B		TEAMS		A or B	
P A N		QCVC			
N°	NAME OF THE PLAYER	N°	NAME OF THE PLAYER		
#	A. Player	#	A. Player		
#	A. Player	#	A. Player		
#	A. Player	#	A. Player		
#	A. Player	#	A. Player		
#	A. Player	#	A. Player		
#	A. Player	#	A. Player		
TEAM LEADERS					
		C			
		AC 1			
		AC 2			
		AC 3			
SIGNATURES					
Team Captain			Team Captain		
Head Coach			Head Coach		



Now we're ready for the game!

- * With 30 seconds left in the warm-up the coaches should have given their lineups to the Referee.
- * She/He will then give it to you to record on the score sheet.

Let's Keep Score!

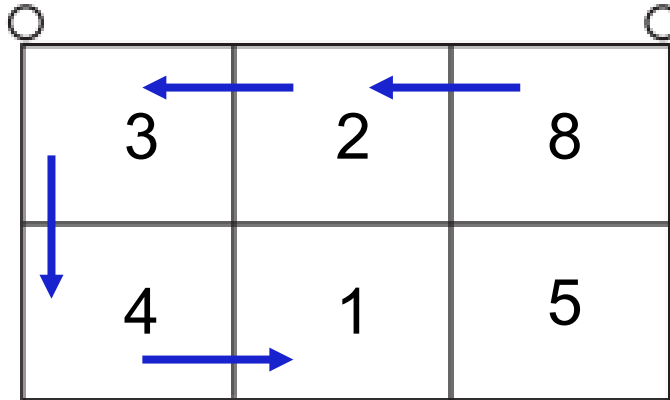
The Line-up card looks similar to this:

Scorer's portion

TEAM NAME: _____

Circle Set No.: **1** 2 3 ✕ ✕

Libero ✕ 



Signature: 

Coach circles the set # on this line-up card

Note: The first server is the player in the bottom right hand corner and then proceed counterclockwise.

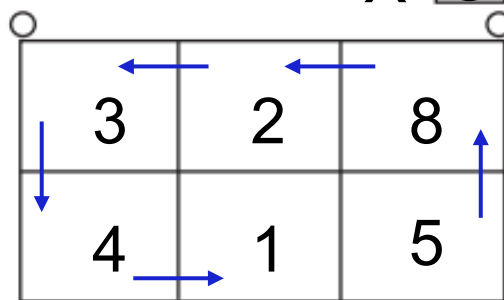
Start with the bottom right and go counter clockwise on the rotation card.

Service Order		START Time	TEAM PAN (A) (S) (R)						POINTS	TEAM QCVC (B) (S) (R)						END Time	POINTS								
N° of Starting Players		H	Mn	I	II	III	IV	V	VI	1	13	25	37	I	II	III	IV	V	VI	1	13	25	37		
Team Line-Up	N° of Player													5	8										
	Substitutes																								
Score at Change		:	:	:	:	:	:	:	:	:	:	:	:	:	:	:	:	:	:	:	:	:	:	:	:
1st		S	T	T	S	T	T	S	T	T	S	T	T	S	T	T	S	T	T	S	T	T	S	T	T
		T	S	T	T	S	T	T	S	T	T	S	T	T	T	S	T	T	S	T	T	S	T	T	
		T	S	T	T	S	T	T	S	T	T	S	T	T	T	S	T	T	S	T	T	S	T	T	
		T - Toss			"T" - Time-Out			S - Serve			T - Toss			"T" - Time-Out											

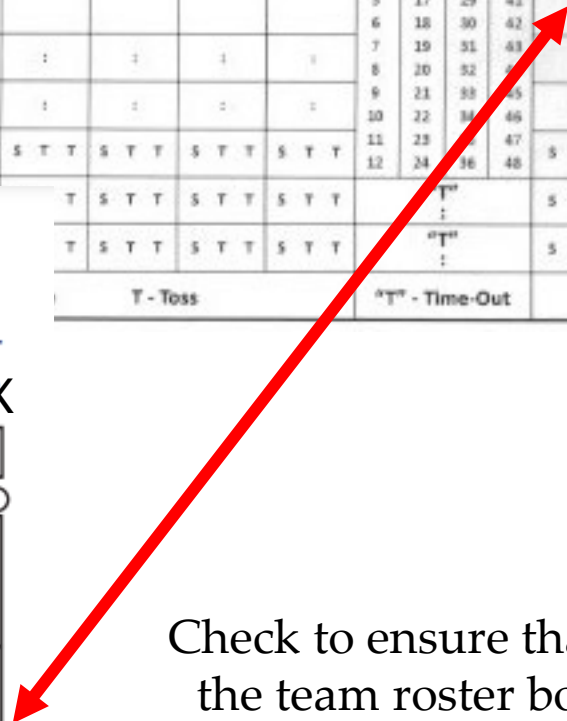
Scorer's portion

TEAM NAME: _____

Circle Set No.: **1** 2 3 X X
 Libero



Signature: 



Check to ensure that all numbers are recorded in the team roster box before writing numbers in the rotation box

Tripleball Format

The Game follows a sequence of three rallies (serve, tossed ball 1, tossed ball 2)

- 1st Rally – introduced by server
- 2nd Rally – tossed ball given to the receiving team
- 3rd Rally – tossed ball given to the serving team

Serve alternates to the opposition:

- Team Rotation
- 1st Rally – introduced by server
- 2nd Rally – tossed ball given to the receiving team
- 3rd Rally – tossed ball given to the serving team

NOTE: 1 point is awarded/earned at the end of **EACH** rally

You will mark when player #5 has:

served (S) ~~S~~ ;

tossed ball 1 (T) has been introduced ~~T~~;

tossed ball 2 (T) has been introduced ~~T~~

Team Line-Up		START Time	TEAM PAN A (S) (R)						POINTS	TEAM B QCVC (S) (R)						END Time	POINTS						
Service Order		H	Mn	I	II	III	IV	V	VI	I	II	III	IV	V	VI	H	Mn	I	II	III	IV	V	VI
N° of Starting Players				6	7	13	9	22	3	5	8	2	3	4	1			5	8	2	3	4	1
	N° of Player																						
Substitutes	Score at Change	:	:	:	:	:	:	:	:	:	:	:	:	:	:	:	:	:	:	:	:	:	:
Service Rounds	1st	S	S T T	S T T	S T T	S T T	S T T	S T T	S T T	S	S T T	S T T	S T T	S T T	S T T			S	S T T	S T T	S T T	S T T	S T T
	2nd	S T T	S T T	S T T	S T T	S T T	S T T	S T T	S T T	S T T	S T T	S T T	S T T	S T T	S T T			S T T	S T T	S T T	S T T	S T T	S T T
	3rd	S T T	S T T	S T T	S T T	S T T	S T T	S T T	S T T	S T T	S T T	S T T	S T T	S T T	S T T			S T T	S T T	S T T	S T T	S T T	S T T
		S - Serve			T - Toss			"T" - Time-Out			S - Serve			T - Toss			"T" - Time-Out						



** Points can still be given to either team, however, the Triple Ball Format remains the same.

Now the Opposition starts. They rotate and the same Tripleball format continues:

served ball (S); tossed ball 1 (T); tossed ball 2 (T)

		START Time	TEAM PAN A S R						POINTS			TEAM B QCV R						END Time			POINTS		
		H	Mn	I	II	III	IV	V	VI	13	25	37	I	II	III	IV	V	VI	13	25	37		
Team Line-Up	Service Order			6	7	13	9	22	3				5	8	2	3	4	1					
	N° of Starting Players									3	15	27	39						5	17	29	41	
Substitutes	N° of Player									4	16	28	40						6	18	30	42	
	Score at Change	:	:	:	:	:	:	:	:	5	17	29	41						7	19	31	43	
Service Rounds	1st	1		S	T	S T T	S T T	S T T	S T T	6	18	30	42						8	20	32	44	
	2nd		S	T	S T T	S T T	S T T	S T T	S T T	7	19	31	43						9	21	33	45	
	3rd		S	T	S T T	S T T	S T T	S T T	S T T	8	20	32	44						10	22	34	46	
			S	T	S T T	S T T	S T T	S T T	S T T	9	21	33	45						11	23	35	47	
				S - Serve			T - Toss			*T* - Time-Out			S - Serve			T - Toss			*T* - Time-Out				



** Points can still given to either team, however, the Triple Ball Format remains the same.

Substitutions

Substitutions are only allowed in the 1st or 2nd set
in the event of an injury **

Substitutions

		START Time	TEAM PAN A						POINTS	TEAM QCVC B						END Time	POINTS
		H	Mn	I	II	III	IV	V	VI	I	II	III	IV	V	VI	H	Mn
Team Line-Up	Service Order																
	N° of Starting Players	6 7 13 9 22 3						5 8 2 3 4 1									
Substitutes	N° of Player																
	Score at Change	:						:									
Service Rounds	1st	S T T S T T S T T S T T S T T						S T T S T T S T T S T T S T T									
	2nd	S T T S T T S T T S T T S T T						S T T S T T S T T S T T S T T									
	3rd	S T T S T T S T T S T T S T T						S T T S T T S T T S T T S T T									
		S - Serve T - Toss						S - Serve T - Toss						"T" - Time-Out			

Score at the time of substitution
 Team making the sub : Opponent
 e. g., 2 pts : 4 pts

Jersey # of player entering the match

- ** Fair play rule applies. All players MUST start in 1st or 2nd set.
 - ** No substitutions in Set 1 or Set 2, unless there is an injury.
- Substitutions are allowed in Set 3.

Time Out

Thumbs up to a coach for time outs, as it lets you take a deep breath.

Time Out!

- * The coach has requested a time out.
- * You record this under the Points Box of the team requesting the Time out
- * The team that called the time out has their points recorded first, opposition goes second.

		6	18	30	42		
1	1	7	19	31	43		
		8	20	32	44		
2	2	9	21	33	45		
		10	22	34	46		
S T T	S T T	11	23	35	47	S T T	S T
		12	24	36	48		
S T T	S T T	"T" ⋮				S T T	S T
S T T	S T T	"T" ⋮				S T T	S T
SS	"T" - Time-Out						

1st

2nd

** Coaches only get 2 time outs/set



Set 3 - Deciding Set

All matches are played to a maximum of 3 sets.

Teams change sides at “8 points”



Results

Results

During the 3 minute interval between sets, fill in the appropriate information here.



RESULTS									
TEAM			A		B		TEAM		
"T"	S	W	P (POINTS)	SET (DURATION)	P (POINTS)	W	S	"T"	
				1 ()					
				2 ()					
				3 ()					
				TOTAL SET DURATION					
"T" - Time-Outs					W - # of Wins				
S - Substitutions					P - # of Points				
WINNER						2 :			

"T" = Time Outs
 S = Substitution
 W = # of Wins
 P = Points
 Set Duration in minutes

Record the winner of the match

RESULTS										
Team P A N				A	B	Q C V C				Team
"T"	S	W	P (Points)	SET	(Duration)	P (Points)	W	S	"T"	
1	0	0	23	1	(22)	25	1	1	1	
2	3	0	16	2	(20)	25	1	0	2	
				3	()					
				4	()					
				5	()					
3	3	0	39	Total Set Duration (42 mn)		50	2	1	3	
Match Starting Time 18 h 30mn				Match Ending Time 19 h 15mn			Total Match Duration 0 h 45 mn			
WINNER				Q C V C			2: 0			

Fill in the winner of the match here.

Enter the number of Wins vs Losses

Signatures

Signatures

APPROVAL			
Referees	Name	Country	Signature
1 st			
2 nd			
Scorer			
Assistant Scorer			
	1	Line Judges	2
	3		4
	(A)	Head Coach	(B)







Some of the information in the Approval box can be filled out early in the match when you get a moment.

At the end of the match, you will need to obtain approval signatures from the:

Head Coach; Scorers and Referee(s) (*not the line judges*).

NOTE: The Coaches sign the sheet to approve the information (scores) on the scoresheet.

Signatures

APPROVAL			
Referees	Name	Country	Signature
1 st	Mary Smith	CAN	
2 nd	John Taylor	CAN	
Scorer	Lisa Jardine	CAN	
Assistant Scorer	LeeAnn Taylor	CAN	
	1	Line Judges	2
	3		4
		(A) Head Coach	(B) 

Once complete, the Scorer and his/her assistant should sign the sheet.

The referee will check over everything - and then sign.

Remarks

Remarks

REMARKS	

- * The remarks box is used to record information such as:
 - * Changes of uniform due to blood
 - * Protests
 - * Late Start due to prior match extended
 - * Any irregularities during the match (external interference, equipment malfunctions, etc.)
- * After the match the referee will initial this box if any information is added.

Scorekeeping Summary

- * **It's your first time? It is OK to take a partner to sit and help you. Refs don't mind. We ENCOURAGE it.**
- * **If you want a copy of a scoresheet for your own reference, you can go on-line:**
 - ✓ **[Tripleball scoresheet-Sask Volleyball website](#)**